



Anelli

×

COME SCEGLIERE
QUELLO PIÙ ADATTO A TE

guida alle taglie

×

OPS  OBJECTS



Stampa questo documento su un **foglio A4** e imposta la stampa su **“Dimensioni effettive” (100%)**.

Verifica che le dimensioni siano corrette misurando il segmento qui sotto: **deve essere lungo esattamente 3cm.**




Prendi un anello che solitamente indossi al dito che hai scelto e **posizionalo sui cerchi alla pagina seguente**. Il cerchio che corrisponde al diametro del tuo anello rappresenta **la taglia corretta**.

consiglio!


Se hai dubbi tra due taglie, scegli la più grande!



**QUESTA TAGLIA È
TROPPO GRANDE!**



**QUESTA TAGLIA È
TROPPO PICCOLA!**



**QUESTA TAGLIA
È GIUSTA!**

guida alle taglie



Il numero nel cerchio corrisponde alla **taglia** da ordinare.
Il valore sotto di esso corrisponde alla **circonferenza del dito**.



15,29 mm




15,61 mm



15,92 mm



16,24 mm



16,56 mm




16,88 mm




17,20 mm




17,52 mm




17,83 mm



18,15 mm




18,47 mm




18,79 mm




19,11 mm




19,43 mm




19,75 mm




20,06 mm




20,38 mm




20,70 mm




21,02 mm



21,34 mm



21,66 mm




21,97 mm



22,29 mm



22,61 mm



22,80 mm



23,13 mm